

Harmony Asian Balanced Fund (Class A-C)

31 March 2025

This is a marketing communication for professional advisors only

Investment objective*

The portfolio will be biased to investments in markets of developed Asian and emerging Asian countries, but could also hold investments outside these countries.

The portfolio aims to provide a balance between capital preservation and capital growth with a reduced level of volatility, via strategic exposures to a wide range of asset classes.

Lead portfolio managers



Andrew Hardy
Director of Investment
Management

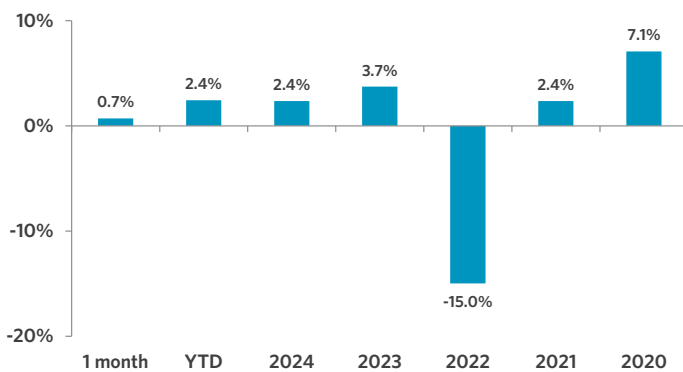


Alex Harvey
Senior Portfolio Manager
& Investment Strategist



Lorenzo La Posta
Portfolio Manager

Fund performance (Class A)



Cumulative returns (Class A - since inception, 12.08.2011)



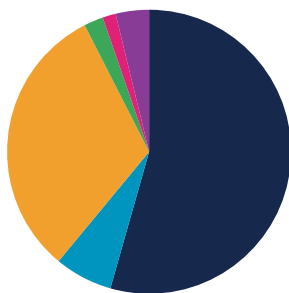
Cumulative performance (%) (Class A)

Performance	Mtd	Ytd	1 yr	3 yrs	5 yrs	Since inception
Cumulative	0.7	2.4	5.5	(3.4)	22.5	21.8
Annualised volatility						9.8

Discrete annual performance (%) (Class A)

Mar 24 - 25	Mar 23 - 24	Mar 22 - 23	Mar 21 - 22	Mar 20 - 21
5.5	1.5	(9.8)	(2.4)	29.9

Strategy allocation



Equities	54.4%	Fixed income	31.5%
Asia ex-Japan equity	36.1%	Emerging market debt	12.3%
Japan equity	6.2%	Government bonds	5.8%
Other equity	5.2%	Investment grade credit	5.0%
Australasia equity	5.0%	Asset backed securities	2.3%
North America equity	1.2%	High yield credit	2.1%
United Kingdom equity	0.4%	Inflation-linked bonds	2.0%
Europe ex-UK equity	0.3%	Convertible bonds	1.0%
Specialist assets	6.6%	Loans	1.0%
Infrastructure	3.6%	Commodities	2.2%
Property	1.7%	Alternatives	1.5%
Private equity	1.2%	Cash & equivalents	3.8%
Specialist financials	0.3%		

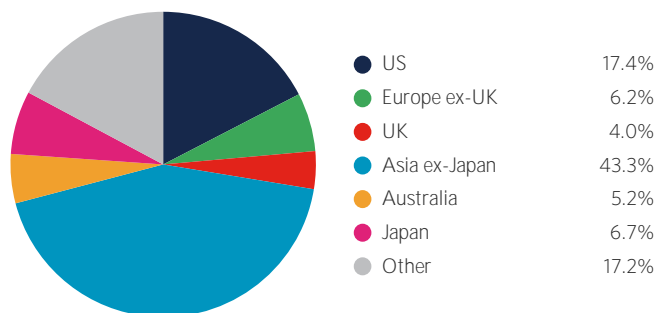
Manager commentary

- » In March, the main drivers behind financial markets volatility were talks around US tariffs and their consequences on inflation and growth, as well as the push for defence spending and its consequences on fiscal policy in Europe. Most asset classes were highly volatile. Global equities fell about 5% in US dollar terms, continuing their downward trend of second half of February. Bonds fell too, as government bond yields rose in the Eurozone in particular (10yr eurozone yields were up +50bps in the first week of March, with only a small part being given back before month end).
- » Against this backdrop, we made several adjustments to the portfolio. Firstly, as Eurozone yields surged, we took advantage of the opportunity and moved some of our defensive US treasury allocation towards Euro bonds, maintaining duration about unchanged but improving the diversification of our fixed income basket and increasing the underlying portfolio yield (in hedged terms). Secondly, we moved some capital from corporate bonds to low-risk equities. Whilst marginally risk additive, these equities are typically highly stable companies (like utilities, consumer staples, telecommunications, etc) that offer predictable cash flows, low share price volatility and stable earnings. This type of companies has been unloved for a while and has lagged broader equities in the AI-fuelled rally, but it best positioned to weather volatile markets and potential slowdown in economic activity that might be caused by upcoming tariffs. Also, we have added a new manager, Comgest Japan Growth, switching from Amundi Japan's passive exposure. The Comgest team is highly regarded and has for a number of years run a successful strategy based on selecting high quality, high earnings growth stocks in Japan that blends well with our existing value-oriented manager Morant Wright.

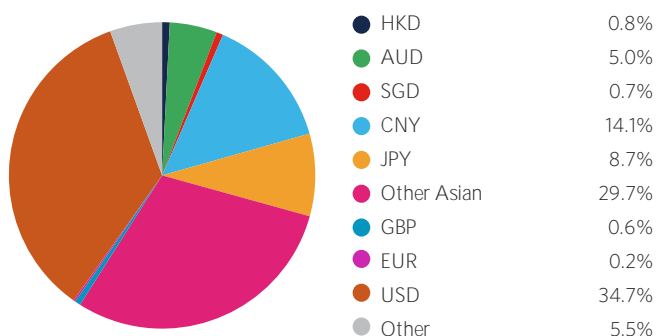
Portfolio holdings - top 20

Holding	
Prusik Asian Equity Income	11.7%
iShares Emerging Asia Local Govt Bond ETF	9.2%
Robeco QI Emerging Markets Enhanced Index Equities	9.0%
iShares MSCI EM Asia ETF	5.0%
Schroder Emerging Markets Value	4.7%
Aikya Global Emerging Markets	4.7%
Sands Capital Emerging Markets Growth	4.4%
Cash	3.8%
iShares \$ Asia Investment Grade Corp Bond ETF	3.5%
Morant Wright Fuji Yield	3.3%
HSBC Global Emerging Market Government Bond Index	3.1%
iShares EUR Govt Bond Climate	3.0%
Comgest Growth Japan	3.0%
Hereford Bin Yuan Greater China	2.9%
Candriam Equities L Australia	2.9%
US Treasury Bonds	2.8%
TwentyFour Income	2.3%
WisdomTree Core Physical Gold ETC	2.2%
US TIPS	2.0%
Neuberger Berman Uncorrelated Strategies	1.5%

Geographic allocation



Currency allocation



Key information

Investment manager	Momentum Global Investment Management
Currency	USD
Inception date	12 August 2011
Structure	Part I Luxembourg 2010 Law (UCITS)
Minimum investment	USD 7,500
Investment horizon	6 years +
MGF AUM	USD 3,336.3 million
Asian Balanced Fund AUM	USD 15.8 million

Subscriptions/redemptions	Daily
ISIN A Class	LU0651983552
ISIN B Class	LU0651983636
ISIN C Class	LU0651983719
Price per share (NAV) A Class	USD 1.1507
Price per share (NAV) B Class	USD 1.1995
Price per share (NAV) C Class	USD 1.2039

Sales/distribution information: KNG International Advisors [Mex Office: +52 (998) 500-1627 | UK Office: +44 207 1832480] [info@kngadvisors.co.uk | www.kngadvisors.co.uk]

Important Information - All data sourced from Momentum Global Investment Management, J.P. Morgan SE - Luxembourg Branch. Allocations subject to change. The value of the underlying funds and the income generated from them can go down as well as up and is not guaranteed. Investors may not get back the original amount invested. The value of investments involving exposure to foreign currencies can be affected by currency exchange rate fluctuations. Past performance is not a guide to future performance. Performance is calculated on a total return basis, net of all fees. The Fund is not managed with reference to a benchmark, but its performance may be measured against one. Portfolio holdings include indirect holdings in Momentum GF Global Equity Fund.

This is a marketing communication. This document does not provide all the facts needed to make an informed investment decision. Prior to investing, investors should read the Key Information Document (KID) and seek professional investment advice where appropriate. KIDs and the Prospectus are available in English at momentum.co.uk.

Harmony Portfolios are sub-funds of the MGF SICAV, which is domiciled in Luxembourg and regulated by the Commission de Surveillance du Secteur Financier. The fund conforms to the requirements of the European UCITS Directive. Either Momentum Global Investment Management Limited (MGIM) or FundRock Management Company S.A., the management company, may terminate arrangements for marketing under the denotification process in the new Cross-border Distribution Directive (Directive EU) 2019/1160. This financial promotion is issued by MGIM, who is the Investment manager, Promoter and Distributer for the MGF SICAV. MGIM is registered in England and Wales No. 03733094. Registered Office: The Rex Building, 62 Queen Street, London EC4R 1EB. MGIM is authorised and regulated by the Financial Conduct Authority No. 232357.