

VAM US MICRO CAP GROWTH FUND

B CLASS – NOVEMBER 2022



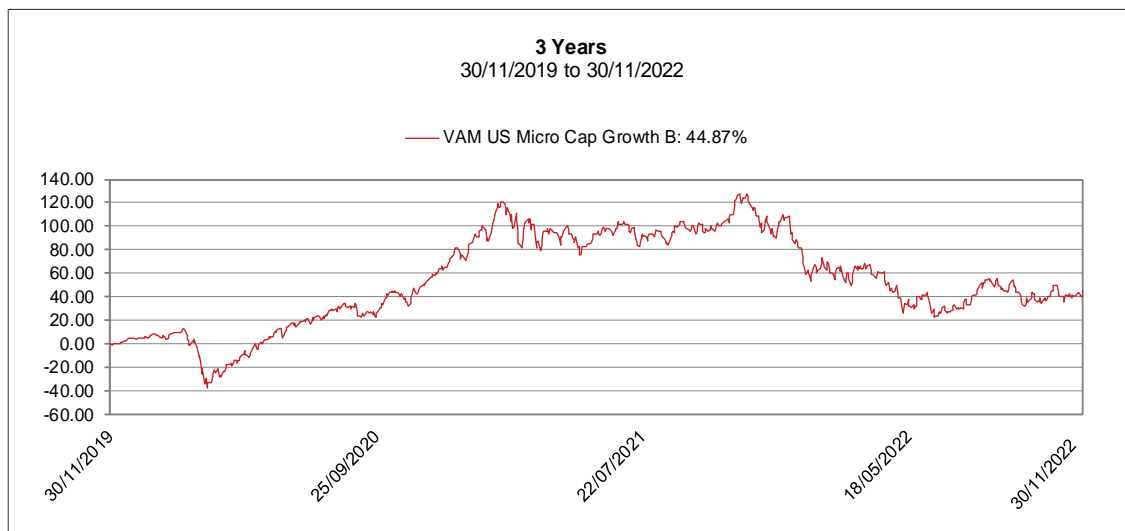
Objective and Investment Policy

The investment objective of the Fund is to achieve long-term capital appreciation. This is achieved through exposure to a basket of listed equity securities of US micro-capitalisation companies usually with a market capitalisation of less than \$300 million on initial investment. The Fund is actively managed and the strategy of the Fund is growth oriented. This means it identifies and invests in stocks of companies with perceived future earnings growth potential.

Key Features

- Employs Driehaus' proven investment approach of identifying companies exhibiting accelerating earnings growth
- Invests in America's fastest growing small companies
- Particular expertise in tech, biotech and health care companies
- PM team with 20-year track record

Cumulative Performance



Performance (%)

	Cumulative				Annualised			Max Drawdown	Best Year*	Worst Year*
	1 Year	3 Year	5 Year	Inception	3 Year	5 Year	Inception			
VAM US Micro Cap Growth B (Fund)	-29.66	44.87	77.19	669.73	13.14	12.11	10.81	-56.51	67.47	-45.43

Monthly Performance (%)

	Jan	Feb	Mar	Apr	May	Jun	Jul	Aug	Sep	Oct	Nov	Dec	Total
2022	-20.56	-0.17	-0.57	-12.27	-4.29	-8.34	11.70	4.33	-7.21	9.40	-2.90	-	-30.29
2021	7.12	6.28	-4.65	2.05	-0.44	5.11	-4.85	4.00	-2.99	7.79	-1.91	0.91	18.73
2020	-1.31	-3.58	-22.24	17.16	17.38	11.30	4.52	5.72	0.09	0.70	20.07	10.57	67.47

Fund Statistics (%)

5-Year Period	Fund
Annualised Alpha	5.61
Sharpe Ratio	0.50
Information Ratio	0.46
Beta	1.13
Standard Deviation	28.30
Tracking Error	14.42
R-Squared	0.75

*Since launch of the Fund.

FUND DETAILS

Inception Date	17 th January 2003
ISIN	LU0247234700
Sedol Code	B10QTG3
Bloomberg Ticker	VAMSMCB LX
AUM: Fund Strategy	\$23.33 Million \$1.77 Billion
Currency	USD
Investment Style	Growth Equity
Dealing Day	Daily (www.vam-funds.com)
Cut-off time	11.00a.m. CET on business day prior to valuation
Domicile	Luxembourg
Management Company	VAM Global Management Company SA
Depository Bank and Administrative Agent	RBC Investor Services Bank S.A.
Investment Manager	Driehaus Capital Management LLC
Minimum Direct Investment	A shares (retail) \$10,000 initial and \$1,000 additions B shares (institutional) \$20,000 initial and \$2,000 additions
Annual Management Charge	1.75% per annum (for share classes A & B)
Performance Fee	15% with a high-water mark
Entry Charge	Maximum 5%

PORTFOLIO MANAGEMENT

Jeffrey James, Lead Portfolio Manager
31 years of industry experience

Michael Buck, Portfolio Manager
21 years of industry experience



Morningstar Rating™
Overall



Trustnet Rating



Total Return

Lipper Leaders Rating

VAM US MICRO CAP GROWTH FUND

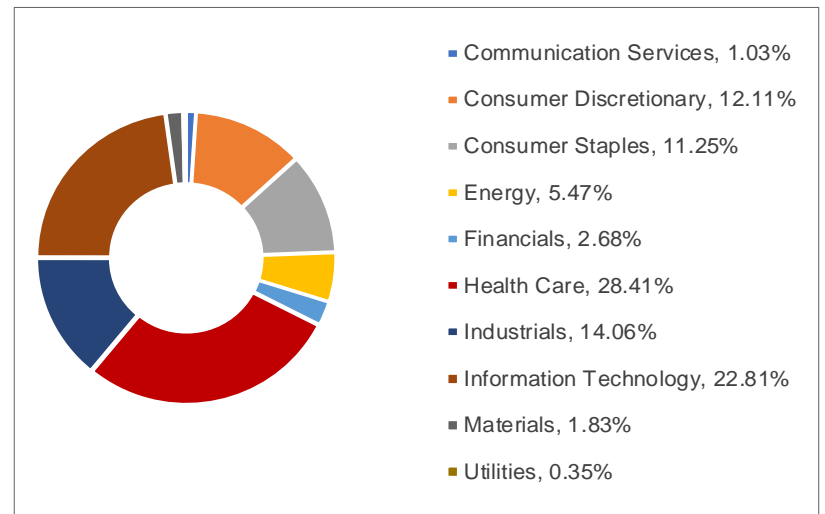
B CLASS – NOVEMBER 2022



Top 10 Holdings as of 31/10/2022

Company	Sector	Fund
Impinj, Inc.	Information Technology	2.83%
Xenon Pharmaceuticals Inc.	Health Care	2.24%
Xometry, Inc. Class A	Consumer Discretionary	1.95%
Cross Country Healthcare, Inc.	Health Care	1.92%
Calix, Inc.	Information Technology	1.78%
Harmonic Inc.	Information Technology	1.78%
Clearfield, Inc.	Information Technology	1.68%
MGP Ingredients, Inc.	Consumer Staples	1.58%
SunOpta Inc.	Consumer Staples	1.58%
Payoneer Global Inc.	Information Technology	1.51%

Sector Weights



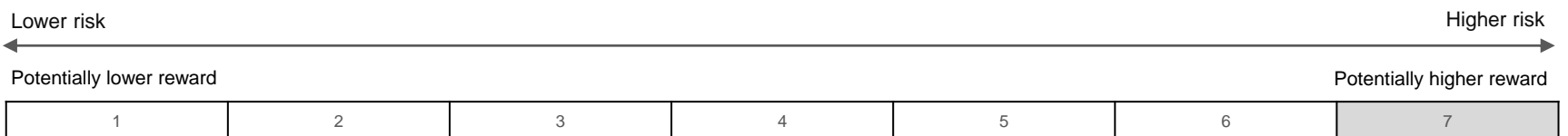
Portfolio Characteristics

	Fund
Number of Holdings	126
Weighted Average Market Cap (\$M)	1,981
Median Market Cap (\$M)	1,453
Active Share (3-year average)**	83.41

**Data is calculated monthly.

Market Cap Breakout	Fund
< \$1 billion	18.92%
> \$1 billion	81.08%

Risk and Reward Profile



The risk and reward indicator illustrates where the fund is positioned in terms of its possible risk and reward. The higher the fund's position on this scale, the greater the possible reward, but also the greater risk of losing money. This risk indicator is calculated using historical data which cannot be used as a prediction for the future. Therefore, the risk classification may change over time. Even if the fund is in the lowest risk class, an investor can lose money, as no investments are entirely risk-free.

The risk and reward indicator has been calculated using simulated historical performance data (only where applicable) which may not be a reliable indicator of the fund's future risk and reward profile.

Further information about risk can be found in the prospectus which is available at www.vam-funds.com/library/reports/?share=a.

This is a marketing communication. Please refer to the VAM Funds (Lux) prospectus and to the VAM US Micro Cap Growth Fund KIID before making any final investment decisions.

Date of issue: 16/12/2022

VAM US Micro Cap Growth Fund is a compartment of VAM Funds (Lux).

Annualised return is the weighted average compound growth rate over the performance period measured. Actual annual figures are available to investors on request.

Source: Driehaus Capital Management LLC.

Performance numbers represent the performance of Class B Shares of VAM Funds (Lux) – US Micro Cap Growth Fund as of 30/11/2022. Performance does not include the impact of any subscription fees, if applicable. Past performance does not predict future returns. Current performance may be lower or higher than the performance data quoted. All rates of return include reinvested dividends and are net of all management and performance fees. Fund holding information upon which the percentage weighting and portfolio characteristic information is calculated was provided by Driehaus Capital Management LLC (DCM) and is presented on a trade date basis of 30/11/2022. DCM is not the Depository Bank or Administrative Agent of the Fund and the information has not been reconciled to the Depository Bank's portfolio statements. Pricing of securities varies depending on pricing sources and methodology. Funds with the primary objective of investing in the US equity markets. Regional small- and mid-cap-focused funds are classified in the relevant small- and mid-cap sector.

Driehaus Capital Management LLC-related information included is provided to VAM Funds (Lux) by Driehaus Capital Management LLC as an Investment Manager. The prospectus for VAM Funds (Lux) describes Driehaus Capital Management LLC's responsibilities as an Investment Manager under Luxembourg Law. Driehaus Capital Management LLC is not authorised by any non-US financial or securities regulator to provide investment advisory services. This information is not provided to the recipient for the purpose of soliciting investment advisory clients for Driehaus Capital Management LLC.

Portions of the fund information contained in this document were supplied by Lipper, A Refinitiv Company, subject to the following: **Copyright 2022 © Refinitiv. All rights reserved.** Lipper shall not be liable for any errors or delays in the content, or for any actions taken in reliance thereon. Lipper Leaders fund ratings do not constitute and are not intended to constitute investment advice or an offer to sell or the solicitation of an offer to buy any security of any entity in any jurisdiction. As a result, you should not make an investment decision on the basis of this information. Certain information provided by Refinitiv Lipper may relate to securities that may not be offered, sold or delivered within the United States or to, or for the account or benefit of, United States citizens. Refinitiv Lipper is not responsible for the accuracy, reliability or completeness of the information that you obtain from Refinitiv Lipper.

© 2022 Morningstar, Inc. All rights reserved. The information contained herein: (1) is proprietary to Morningstar and/or its content providers; (2) may not be copied or distributed; and (3) is not warranted to be accurate, complete, or timely. Neither Morningstar nor its content providers are responsible for any damages or losses arising from any use of this information. Past performance is no guarantee of future results.

© 2022 FE. All rights reserved. The information, data, analyses, and opinions contained herein (1) include the proprietary information of FE, (2) may not be copied or redistributed, (3) do not constitute investment advice offered by FE, (4) are provided solely for informational purposes and therefore are not an offer to buy or sell a security, and (5) are not warranted to be correct, complete, or accurate. FE shall not be responsible for any trading decisions, damages, or other losses resulting from, or related to, this information, data, analyses, or opinions or their use. FE does not guarantee that a fund will perform in line with its FE Crown Fund Rating as it is a reflection of past performance only. Likewise, the FE Crown Fund Rating should not be seen as any sort of guarantee or assessment of the creditworthiness of a fund or of its underlying securities and should not be used as the sole basis for making any investment decision.

For more information, free of charge, please contact us at marketing@vam-funds.com or on +230 465 6860, or please visit our website www.vam-funds.com

DISCLAIMER



Issued by VAM Funds (Lux), an open-ended SICAV with multiple compartments, organised in accordance with Part 1 of the Luxembourg Investment Fund Law dated 17th December 2010 (UCITS V).

VAM Funds refers to either or both of VAM Funds (Lux) and VAM Managed Funds (Lux), each incorporated in Luxembourg as a SICAV and regulated by the CSSF as a UCITS. Both have designated VAM Global Management Company SA to provide collective investment services, and VAM Global Management Company SA delegates the provision of certain of these services to third parties, including to other members of the VAM Group. Each SICAV has its own Board of Directors, has no employees and is independent of the VAM Group.

VAM or VAM Group refers to the group of companies whose parent company is VAM GLOBAL S.à r.l., incorporated in Luxembourg, whose subsidiaries include VAM Global Management Company SA in Luxembourg and VAM Marketing Limited and MATCO Limited in Mauritius. Neither of the VAM Funds is a member of the VAM Group.

IMPORTANT NOTICE

The distribution of this document and the offering of the shares may be restricted in certain jurisdictions. It is the responsibility of any person in possession of this document to inform themselves of, and to observe, all applicable laws and regulations of any relevant jurisdictions.

Prospective applicants for shares should inform themselves as to the legal requirements and consequences of applying for, holding and disposing of shares and any applicable exchange control regulations and taxes in the countries of their respective citizenship, residence or domicile.

This document does not constitute an offer or solicitation by anyone in any jurisdiction in which such offer or solicitation is not lawful or in which the person making such offer is not qualified to do so to anyone to whom it is unlawful to make such offer or solicitation.

Applicants are assumed to have read and understood the prospectus and accept the risks of an investment in VAM Funds (Lux). In particular, it is understood that they are aware that the portfolio of securities relating to each of the sub-funds of VAM Funds (Lux) is subject to market fluctuations and to the risks inherent in all investments, and that the price of shares and any income from the shares may go down as well as up, and that the sub-funds of VAM Funds (Lux) may be subject to volatile price movements which may result in capital loss.

Past performance does not predict future returns. No guarantee is provided, either with respect to the capital or the return of the fund. The value of participatory interests or the investments may fluctuate in value and may fall as well as rise.

VAM Global Management Company SA (the "Management Company") ensures that reinvestment of income is calculated on the actual amount distributed per participatory interest, using the ex-dividend date net asset value ("NAV") price of the applicable class of the fund, irrespective of the actual reinvestment date.

Performance figures quoted for the fund are from Lipper for Investment Management as at the date of this document for a lump sum investment, using NAV to NAV with income reinvested, and do not take any upfront manager's charge into account.

The Management Company ensures that publishing of performance of a portfolio is based on performance calculations which are done on a NAV to NAV basis over all reporting periods, provided that, where a NAV is not available, the value used to calculate the performance is clearly stated and a description of how the figures were calculated is provided.

Investments in foreign securities may include additional risks such as potential constraints on liquidity and repatriation of funds, macro-economic risk, political risk, foreign exchange risk, tax risk and settlement risk, as well as potential limitations on the availability of market information.

Subscriptions may only be accepted based on the information contained in the prospectus of the fund and its annual and semi-annual reports.

VAM Funds (Lux) has been approved in South Africa as a foreign Collective Investment Scheme under section 65 of the Collective Investment Schemes Control Act 2002. A potential investor will be capable of investing in VAM Funds (Lux) only upon conclusion of the appropriate investment agreements and provided the relevant investor complies with any applicable exchange control requirements. Collective Investment Schemes ("CIS") are generally medium to long-term investments. CIS portfolios are traded at ruling prices and can engage in borrowing and script lending. A schedule of fees and charges, as well as maximum commission, is available on request from the Management Company. Performance methodologies can be obtained upon request from VAM Funds (Lux) on marketing@vam-funds.com. All rates of return include reinvested dividends and are net of all management and performance fees.

A performance fee, where applicable, may be paid to the Management Company on a quarterly basis. The Management Company will be entitled to a performance fee calculated and crystallised in relation to each Valuation Day for each share and fraction thereof in issue for any specific fund, at a rate of 15% of the difference, if positive, between:

- the NAV per share before deduction of the daily performance fee to be calculated, but after deduction of all other fees attributable to the respective class of shares, including but not limited to the management fee; and
- the "high-water mark", being the highest NAV per share of the class recorded on any preceding day.¹

The performance reference period corresponds to the entire duration of the relevant class of shares.

In relation to classes of shares launched during the financial year of the fund, the initial high water mark shall be equal to the initial subscription price of such class of shares. Performance of classes of shares in currencies other than the reference currency of the fund shall be measured in the currency of such classes of shares.

This document and any attachments to it constitute factual, objective information about the fund and nothing contained herein should be construed as constituting any form of investment advice or recommendation, guidance or proposal of a financial nature in respect of any investment issued by VAM Funds (Lux) or any transaction in relation to VAM Funds (Lux). VAM Funds (Lux) is not a financial services provider in South Africa and nothing in this document should be construed as constituting the canvassing for, or marketing or advertising of, financial services by VAM Funds (Lux) in South Africa.

Financial services providers to whom this document is addressed may only distribute it to clients who have already invested in policies issued by licensed South African long-term insurers, as aforesaid, for information purposes only and for no other reason whatsoever.

All transactions should be based on the latest available prospectus, the Key Investor Information Document ("KIID") and any applicable local offering document. These documents, together with the annual report, semi-annual report and the articles of incorporation for the Luxembourg domiciled product(s), are available in English on the VAM website (<http://www.vam-funds.com/library>) or from the office of VAM Global Management Company SA, Josy Welter House, 8-10, rue Genistre, L-1623 Luxembourg.

VAM Funds (Lux) reserves the right to close a compartment, or one or more share classes within a compartment. VAM Funds (Lux) may also set up new compartments and/or create within each compartment one or more share classes.

This is a promotional document.

¹The initial high-water mark will be the net asset value per share of the relevant class as at 31 December 2021