

Report Index

Page 1 - Executive Summary

Page 2 - Financial - Drawdown Summary

Page 3 - Claim Status Summary

Page 4 - Defendant Breakdown

8,469
Total Claims

7,866
Active Claims

£141,186,306
Estimated Claim Value

9.93%
Est Value to Complete

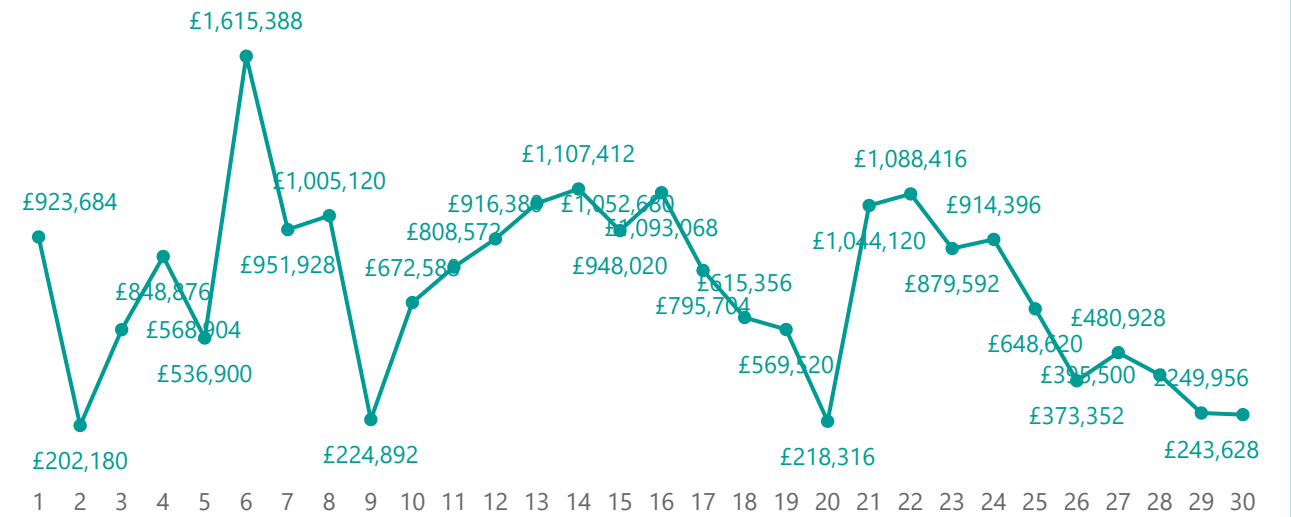
537
Case Discontinued

292
Swapped Claims

Facility Summary

£7,000,000 Facility 1	£7,601,000 Total Drawdown	3,340 Claims
£9,000,000 Facility 2	£7,856,172 Total Drawdown	3,063 Claims
£9,400,000 Facility 3	£6,536,824 Total Drawdown	2,066 Claims

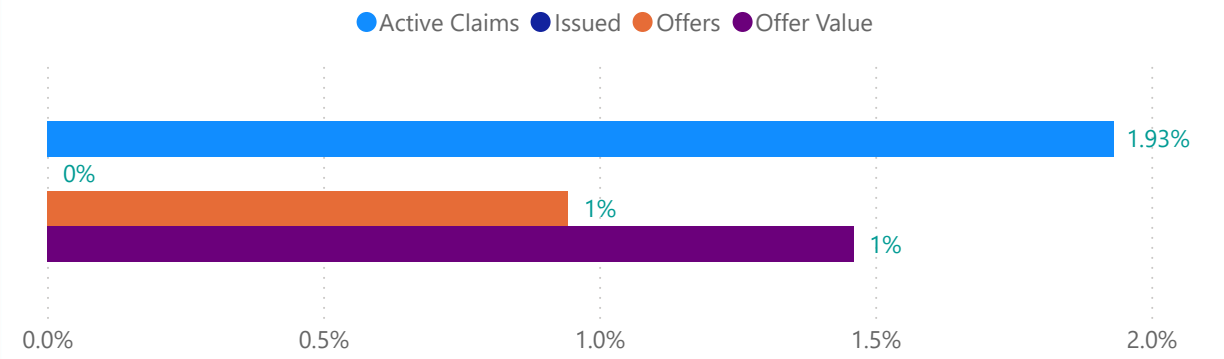
Drawdown Value Summary



Current Claim Stage Summary per Facility

Claim Stage	Facility 1	Facility 2	Facility 3	Total
Pre-Issue	1935	2463	1693	6091
Issued	649	256	74	979
Matter Stayed	130	26	3	156
Case Complete	57	6	3	66
FOS Complaint	156	211	272	639
Case Discontinued	412	101	24	537
Total	3339	3063	2066	8468

Claim Stage Weekly Movement



Offers and Complete Claim Summary

Post Issue

107
Offers


£185,040
Offer Value

£1,729
Avg Offer Value

56
Complete Claims

£106,596
Complete Value

Complete Value to Drawdown Value



Facility 1 Claim Drawdown Summary

DD 1	DD 2	DD 3	DD 4	DD 5	DD 6	DD 7	DD 8	Facility 1
16 December 2022	17 January 2023	27 January 2023	03 February 2023	17 March 2023	30 March 2023	14 April 2023	27 April 2023	3,340 Claims
421 Claims	95 Claims	256 Claims	359 Claims	235 Claims	707 Claims	432 Claims	440 Claims	£1,386,120 Total Acquisition Cost
£172,200 Total Acquisition Cost	£38,400 Total Acquisition Cost	£105,240 Total Acquisition Cost	£151,320 Total Acquisition Cost	£97,680 Total Acquisition Cost	£293,880 Total Acquisition Cost	£177,000 Total Acquisition Cost	£182,880 Total Acquisition Cost	£2,322,544 Total ATE Premium
£276,304 Total ATE Premium	£59,360 Total ATE Premium	£171,472 Total ATE Premium	£264,880 Total ATE Premium	£164,416 Total ATE Premium	£494,704 Total ATE Premium	£285,488 Total ATE Premium	£307,776 Total ATE Premium	£701,400 Total Expert Report Cost
£88,410 Total Expert Report Cost	£19,950 Total Expert Report Cost	£53,760 Total Expert Report Cost	£75,390 Total Expert Report Cost	£49,350 Total Expert Report Cost	£148,470 Total Expert Report Cost	£90,720 Total Expert Report Cost	£92,400 Total Expert Report Cost	£325,938 Total WIP
£39,867 Total WIP	£8,775 Total WIP	£24,498 Total WIP	£36,161 Total WIP	£23,007 Total WIP	£69,221 Total WIP	£41,054 Total WIP	£43,072 Total WIP	£7,601,000 Total Drawdown
£923,684 Total Drawdown	£202,180 Total Drawdown	£568,904 Total Drawdown	£848,876 Total Drawdown	£536,900 Total Drawdown	£1,615,388 Total Drawdown	£951,928 Total Drawdown	£1,005,120 Total Drawdown	£44,171,200 Total Est Claim Value
£4,749,985 Total Est Claim Value	£1,101,170 Total Est Claim Value	£2,871,549 Total Est Claim Value	£4,981,926 Total Est Claim Value	£2,915,713 Total Est Claim Value	£8,952,444 Total Est Claim Value	£5,030,902 Total Est Claim Value	£7,798,075 Total Est Claim Value	

Facility 2 Claim Drawdown Summary

DD 9	DD 10	DD 11	DD 12	DD 13	DD 14	DD 15	DD 16	DD 17	DD 18	Facility 2
27 April 2023	12 May 2023	26 May 2023	08 June 2023	22 June 2023	06 July 2023	04 August 2023	18 August 2023	01 September 2023	15 September 2023	3,063 Claims
83 Claims	267 Claims	353 Claims	385 Claims	440 Claims	463 Claims	417 Claims	266 Claims	209 Claims	180 Claims	£1,335,960 Total Acquisition Cost
£37,080 Total Acquisition Cost	£115,560 Total Acquisition Cost	£146,880 Total Acquisition Cost	£162,720 Total Acquisition Cost	£186,360 Total Acquisition Cost	£196,080 Total Acquisition Cost	£183,600 Total Acquisition Cost	£124,320 Total Acquisition Cost	£96,960 Total Acquisition Cost	£86,400 Total Acquisition Cost	£2,553,264 Total ATE Premium
£74,928 Total ATE Premium	£216,720 Total ATE Premium	£247,968 Total ATE Premium	£286,944 Total ATE Premium	£330,512 Total ATE Premium	£347,648 Total ATE Premium	£358,848 Total ATE Premium	£275,968 Total ATE Premium	£212,128 Total ATE Premium	£201,600 Total ATE Premium	£643,230 Total Expert Report Cost
£17,430 Total Expert Report Cost	£56,070 Total Expert Report Cost	£74,130 Total Expert Report Cost	£80,850 Total Expert Report Cost	£92,400 Total Expert Report Cost	£97,230 Total Expert Report Cost	£87,570 Total Expert Report Cost	£55,860 Total Expert Report Cost	£43,890 Total Expert Report Cost	£37,800 Total Expert Report Cost	£330,225 Total WIP
£9,373 Total WIP	£28,353 Total WIP	£34,633 Total WIP	£38,993 Total WIP	£44,754 Total WIP	£47,083 Total WIP	£45,789 Total WIP	£32,690 Total WIP	£25,337 Total WIP	£23,220 Total WIP	£7,856,172 Total Drawdown
£224,892 Total Drawdown	£672,588 Total Drawdown	£808,572 Total Drawdown	£916,380 Total Drawdown	£1,052,680 Total Drawdown	£1,107,412 Total Drawdown	£1,093,068 Total Drawdown	£795,704 Total Drawdown	£615,356 Total Drawdown	£569,520 Total Drawdown	£48,897,892 Total Est Claim Value
£1,584,893 Total Est Claim Value	£4,050,468 Total Est Claim Value	£4,536,164 Total Est Claim Value	£5,235,103 Total Est Claim Value	£6,104,668 Total Est Claim Value	£6,312,957 Total Est Claim Value	£7,031,885 Total Est Claim Value	£5,290,493 Total Est Claim Value	£4,533,654 Total Est Claim Value	£4,217,607 Total Est Claim Value	

Facility 3 Claim Drawdown Summary

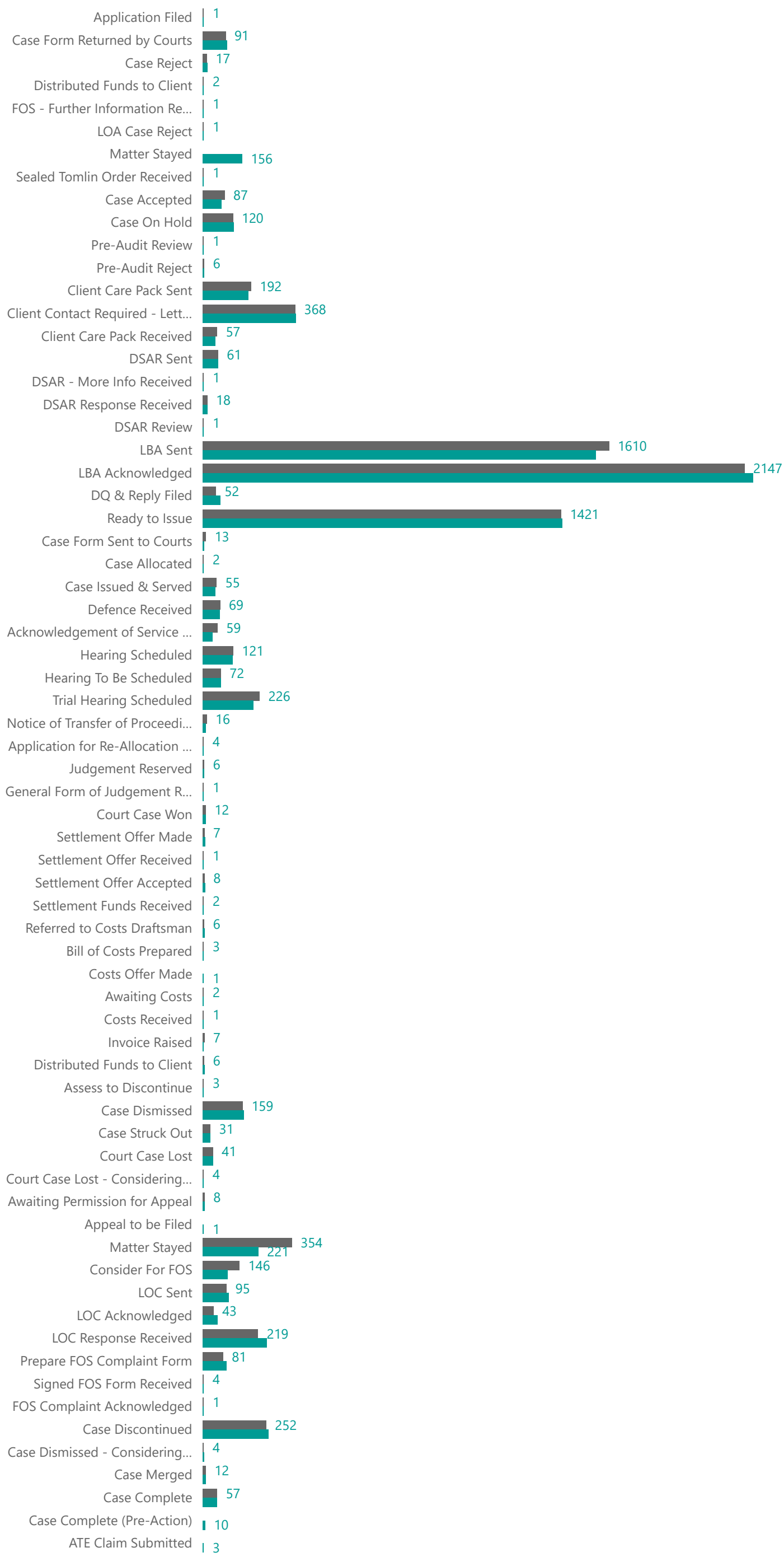
DD 19	DD 20	DD 21	DD 22	DD 23	DD 24	DD 25	DD 26	DD 27	DD 28	Facility 3
15 September 2023	05 October 2023	19 October 2023	02 November 2023	16 November 2023	01 December 2023	16 December 2023	23 January 2024	16 February 2024	15 March 2024	2,066 Claims
69 Claims	330 Claims	344 Claims	278 Claims	289 Claims	205 Claims	118 Claims	152 Claims	125 Claims	79 Claims	£991,680 Total Acquisition Cost
£33,120 Total Acquisition Cost	£158,400 Total Acquisition Cost	£165,120 Total Acquisition Cost	£133,440 Total Acquisition Cost	£138,720 Total Acquisition Cost	£98,400 Total Acquisition Cost	£56,640 Total Acquisition Cost	£72,960 Total Acquisition Cost	£60,000 Total Acquisition Cost	£37,920 Total Acquisition Cost	£2,313,920 Total ATE Premium
£77,280 Total ATE Premium	£369,600 Total ATE Premium	£385,280 Total ATE Premium	£311,360 Total ATE Premium	£323,680 Total ATE Premium	£229,600 Total ATE Premium	£132,160 Total ATE Premium	£170,240 Total ATE Premium	£140,000 Total ATE Premium	£88,480 Total ATE Premium	£433,860 Total Expert Report Cost
£14,490 Total Expert Report Cost	£69,300 Total Expert Report Cost	£72,240 Total Expert Report Cost	£58,380 Total Expert Report Cost	£60,690 Total Expert Report Cost	£43,050 Total Expert Report Cost	£24,780 Total Expert Report Cost	£31,920 Total Expert Report Cost	£26,250 Total Expert Report Cost	£16,590 Total Expert Report Cost	£266,514 Total WIP
£8,901 Total WIP	£42,570 Total WIP	£44,376 Total WIP	£35,862 Total WIP	£37,281 Total WIP	£26,445 Total WIP	£15,222 Total WIP	£19,608 Total WIP	£16,125 Total WIP	£10,191 Total WIP	£6,536,824 Total Drawdown
£218,316 Total Drawdown	£1,044,120 Total Drawdown	£1,088,416 Total Drawdown	£879,592 Total Drawdown	£914,396 Total Drawdown	£648,620 Total Drawdown	£373,352 Total Drawdown	£480,928 Total Drawdown	£395,500 Total Drawdown	£249,956 Total Drawdown	£48,117,214 Total Est Claim Value
£1,662,596 Total Est Claim Value	£6,855,590 Total Est Claim Value	£8,007,282 Total Est Claim Value	£6,488,472 Total Est Claim Value	£6,559,853 Total Est Claim Value	£5,091,382 Total Est Claim Value	£3,021,461 Total Est Claim Value	£3,662,488 Total Est Claim Value	£3,075,723 Total Est Claim Value	£1,894,615 Total Est Claim Value	
DD 29										
04 April 2024										
77 Claims										
£36,960 Total Acquisition Cost										
£86,240 Total ATE Premium										
£16,170 Total Expert Report Cost										
£9,933 Total WIP										
£243,628 Total Drawdown										
£1,797,752 Total Est Claim Value										

Claim Performance by Source

Source	Total Claims	Active Claims	Offers	Offer Value	Est Claim Value
	5,053	4,805	44	£77,042	£87,882,461
	1,095	871	44	£80,644	£13,113,004
	414	400	1	£634	£7,301,605
	311	298		£0	£5,731,900
	243	232		£0	£2,924,729
	237	222		£0	£5,927,616
	143	139	1	£1,401	£3,020,223
	142	134	2	£3,846	£2,116,943
	128	94	13	£19,681	£1,499,856
	115	114		£0	£3,011,423
	109	105		£0	£1,297,188
	96	95		£0	£1,357,378
	74	71	1	£1,227	£1,049,811
	67	57		£0	£749,391
	58	58		£0	£1,020,211
	52	48		£0	£541,734
	31	30		£0	£993,453
	24	23		£0	£429,913
	17	17		£0	£240,327
	13	10		£0	£183,869
	13	13		£0	£282,524
	7	7		£0	£113,117
	5	4		£0	£58,016
	5	5		£0	£70,308
	3	3	1	£563	£60,909
	3	3		£0	£32,519
	3	2		£0	£27,389
	3	3		£0	£48,348
	3	2		£0	£70,899
	2	1		£0	£29,244
Total	8,469	7,866	107	£185,040	£141,186,306

Current Claim Status Weekly Comparison

Week ● 28 May 2024 ● 06 June 2024



Active Claim Movement

Previous Week	Current Week	Weeks Movement
7,717	7,866	149
Active Claims	Active Claims	Active Claims
1,696	1,697	1
Sent for Issue	Sent for Issue	Sent for Issue
1,693	1,693	0
Issued	Issued	Issued
106	107	1
Offers	Offers	Offers
£182,377	£185,040	£2,663
Offer Value	Offer Value	Offer Value
56	56	0
Complete Claims	Complete Claims	Complete Claims
£106,596	£106,596	£0
Complete Value	Complete Value	Complete Value

Weekly Breakdown of Claim Status

Claim Status	28 May 2024	06 June 2024
Application Filed	1	1
Case Form Returned by Courts	91	97
Case Reject	17	18
Distributed Funds to Client	2	2
FOS - Further Information Requested	1	1
LOA Case Reject	1	1
Matter Stayed	1	156
Sealed Tomlin Order Received	1	2
Case Accepted	87	75
Case On Hold	120	123
Pre-Audit Review	1	1
Pre-Audit Reject	6	6
Client Care Pack Sent	192	181
Client Contact Required - Letter Sent	368	369
Client Care Pack Received	57	51
DSAR Sent	61	62
DSAR - More Info Received	1	1
DSAR Response Received	18	18
DSAR Review	1	1
LBA Sent	1610	1558
LBA Acknowledged	2147	2181
DQ & Reply Filed	52	69
Ready to Issue	1421	1425
Case Form Sent to Courts	13	5
Case Allocated	2	2
Case Issued & Served	55	49
Defence Received	69	68
Acknowledgement of Service Received	59	38
Hearing Scheduled	121	118
Hearing To Be Scheduled	72	73
Trial Hearing Scheduled	226	200
Notice of Transfer of Proceedings	16	13
Application for Re-Allocation Made	4	4
Judgement Reserved	6	6
General Form of Judgement Received	1	1
Court Case Won	12	12
Settlement Offer Made	7	11
Settlement Offer Received	1	1
Settlement Offer Accepted	8	10
Settlement Funds Received	2	3
Referred to Costs Draftsman	6	8
Bill of Costs Prepared	3	3
Costs Offer Made	1	1
Awaiting Costs	2	2
Costs Received	1	1
Invoice Raised	7	7
Distributed Funds to Client	6	7
Assess to Discontinue	3	4
Case Dismissed	159	162
Case Struck Out	31	31
Court Case Lost	41	40
Court Case Lost - Considering Appeal	4	4
Awaiting Permission for Appeal	8	8
Appeal to be Filed	1	1
Matter Stayed	354	221
Consider For FOS	146	99
LOC Sent	95	104
LOC Acknowledged	43	58
LOC Response Received	219	254
Prepare FOS Complaint Form	81	95
Signed FOS Form Received	4	4
FOS Complaint Acknowledged	1	1
Case Discontinued	252	260
Case Dismissed - Considering Appeal	4	6
Case Merged	12	12
Case Complete	57	56
Case Complete (Pre-Action)	10	10
ATE Claim Submitted	3	3
Total	8469	8469

Claim Stage by Source

Source	Pre-Issue	Issued	Matter Stayed	Case Complete	FOS Complaint	Case Discontinued
	35	19	2		1	10
	113	12	1		13	4
	2	7	1			3
1	3,838	485	69	30	412	218
	1	1	1			
	282	13	1		2	13
	2				1	
	7					
	1	1				1
	2	1			1	1
	12	1				
	214	11	4		3	11
	484	287	60	27	40	197
	16	1			13	1
	42	39	8	6	5	28
	48		1		9	
	111	17	2	1	4	7
	5					
	3					
	49				65	1
	328	61	4	1	7	13
	73	1		1	21	
	18	2			3	1
	43	5				4
	60	7	2		2	3
	102	2			1	4
	14				3	
	1				1	1
	185	5			32	15
	1	1				1
1	6,091	979	156	66	639	537

LOC Sent and Not Issued

	Claims
Under 90 Days	738
Over 90 Days	3241
Total	3979

Unable to Issue / Closure Reasons

